

Gilford Fire-Rescue

Website: www.gilfordnh.org

ANNUAL REPORT 2023



Stephen M Carrier, EFO, CFO
Fire Chief, EMD
Gilford Fire-Rescue



CONTENTS

Executive Summary3

Slogan, Vision, Mission4

Emergency Services5

 Incidents5

 EMS Incidents.....6

 Notable Incident Volume Statistics8

 Incidents by Hour..... 9

 Incidents by Day of Week.....10

 Incidents by Zone..... 11

 Life Safety Inspections.....12

 Mutual Aid Responses..... 13

Roster..... 14

2023 Annual Report

Executive Summary

The information contained within this report summarizes the activities of the Gilford Fire-Rescue during calendar year 2023.

Your Fire-Rescue department handled a variety of emergencies and provided many other services to our residents and visitors in 2023. The department handled a 1,820 incidents. Fire prevention activities continue to increase, with 495 permits issued and 985 inspections conducted. The Department continues to generate significant revenue from permit application fees and ambulance transports, and takes advantage of State-managed grants. The Department also conducted over 50 child car seat inspections; and checked smoke detectors in over 150 homes during our annual Senior Safety Day. Training remains a high priority for our members. Probation and shift training, EMS training, pumping, boat operations, and use of the Fire Training Facility occur almost daily. We continue to improve our station, this year installing a new generator, upgrading our air conditioning, and having new overhead doors installed in the basement.

The Department maintains a roster of 34 personnel. Eighteen are full-time employees; 16 are call firefighters and/or emergency medical technicians (EMTs); and, the Department has one civilian employee: our full time Executive Secretary. The Board of Fire Engineers is comprised of 3 elected members and oversees the administration of the Department. We appreciate the Engineers support and guidance.

We have had a number of personnel changes. Lt Dom DeCarli retired after 29 years of service to the Department. We will miss his knowledge and experience and his connections to the community. His dedicated service is commendable. FF/Paramedic Greg Trombi also left us for a job with the Manchester FD. We thank him for his time in Gilford. Tobias Warner and Brandon Flanagan were hired as new full-time firefighters in 2023. Taylor Possel and Rob Caroulo are new Call Firefighters. We are extremely fortunate that they have chosen to become a part of our fire and EMS family during these unique and challenging times; and, that their families support the time and effort that is necessary to do this special work.

Our personnel are highly trained and extremely dedicated. Each one has an overwhelming sense of community and is proud to serve the Town of Gilford. They appreciate the support they continue to receive from not only our residents, but also our business owners and visitors. They approach their duties with a goal of serving the public, doing so safely and effectively, while delivering the highest level of care and service possible with the resources provided.



Gilford Fire-Rescue

SLOGAN:

Community, Safety, Professional Service

VISION STATEMENT:

To be recognized as a team of highly skilled, well-trained firefighters and emergency medical providers, delivering exceptional customer service while ensuring the safety of our community.

MISSION STATEMENT:

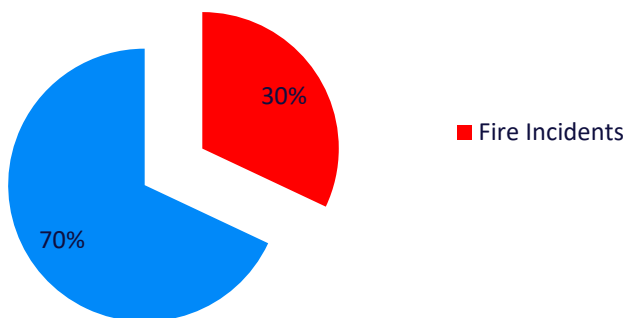
Our mission is to protect life, property, and the environment in our town through an all-hazards approach to fire protection, emergency medical services, community risk reduction, and education.



INCIDENTS

- 1,820 Emergency Incident Responses
 - 10.7% (-219) Decrease from 2022
 - 2 record months in 2022 accounted for 169 of that difference.
- Fires Incidents
 - Largest decrease
- Hazards
 - Significant decrease of 29%

2023 Emergency Incidents



FIRES	
Structure	29
Chimney	0
Brush	75
Vehicle	2
Fire Alarms	198
Other	71
SUB TOTAL	375
MEDICAL	
Medical Aid	1018
MVA	77
Rescue	23
Other	159
SUB TOTAL	1277
HAZARDS	
Wires	57
Haz Mat	33
CO	17
Misc.	3
SUB TOTAL	110
SERVICE	
Water	17
Misc	41
SUB TOTAL	58
2023 Total	1820

EMERGENCY SERVICES



EMS Incidents

Non-Transport Disposition	2023	2022	2021
Public Assist	13	12	9
Evaluation Only	279	283	172
Evaluation w/ Care Provided	127	122	81
Cardiac Arrest w/ Resuscitation Attempts	1	3	4
Cardiac Arrest w/ No Resuscitation Attempts	11	8	9
Total Non-Transports	431	428	275

Transport Disposition	2023	2022	2021
ALS Transport	469	402	466
BLS Transport	306	367	231
Interfacility Emergent Transfer	3	2	1
Total Transports	778	771	698

Paramedic Intercept	3	4	1
---------------------	---	---	---

Transport Destination	2023	2022	2021
Laconia Hospital	761	749	677
Concord Hospital	17	17	19
Franklin Hospital	0	1	1
Dartmouth-Hitchcock Medical Center	0	1	0
Catholic Medical Center	0	0	1
DHART Landing Zone	0	3	0

EMS Incidents, cont.

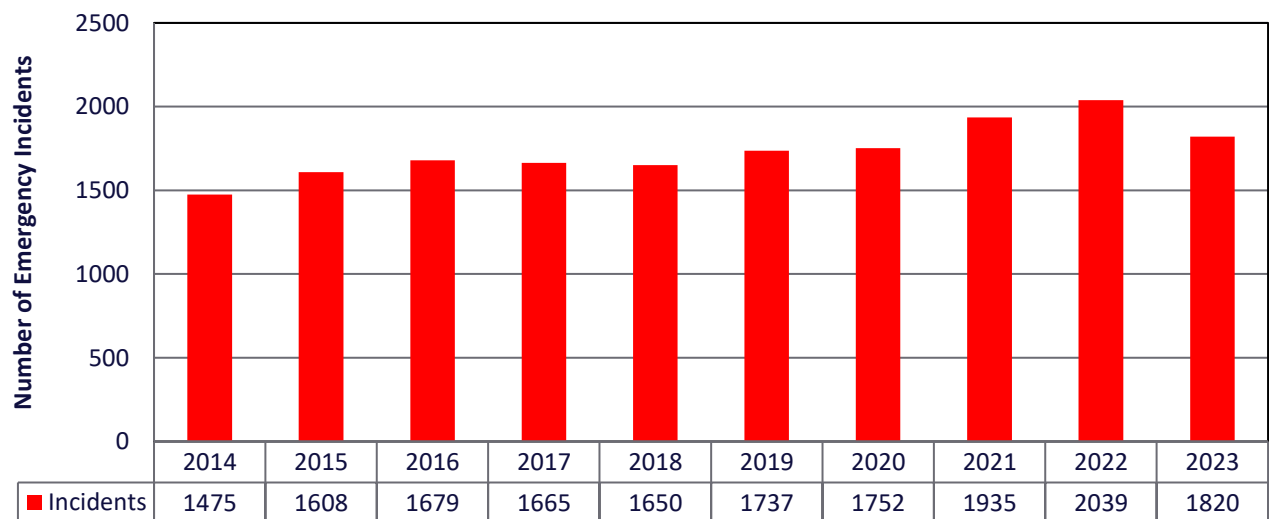
- 1277 total EMS incidents in 2023.
 - 1209 patient contacts. Includes special details and standbys.
 - 61% of incidents resulted in a patient transport.
 - 34% of incidents resulted in patients not being transported.



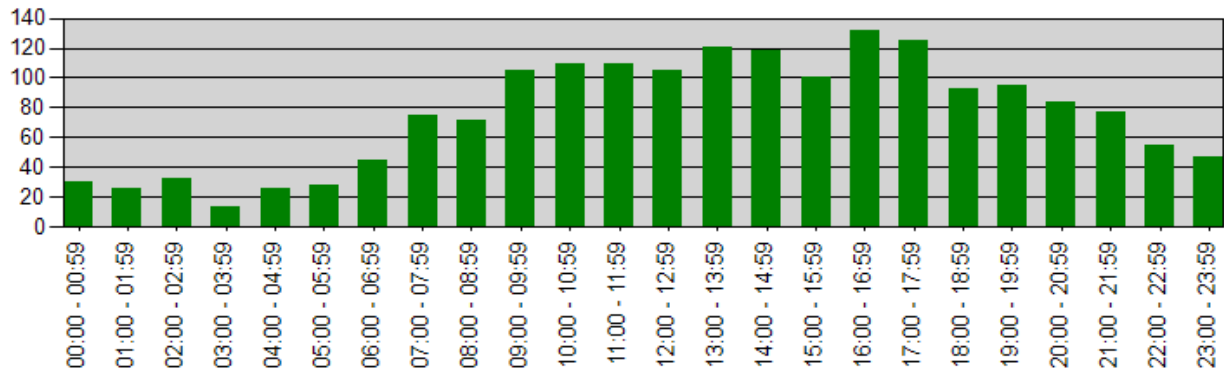
Notable Monthly Incident Volume Statistics

- Call volume has increased 23.4% over the past 10 years.
- Monthly record high incident numbers in January and September (167 and 182).
- Most Building Fires – December - 6.
- Most Brush Fires – May – 14.
- Most Fire Alarms Activations – July - 22.
- Most Medical Aid – July – 113.
- Most Motor Vehicle Accidents – January – 14.
- Most Overall Medical Incidents – July – 151.
- Most Overall Fire Incidents – July and September – 38.
- Most Hazardous Conditions – March - 17.
- Most Service Calls – February - 13.
- Least number of Fire Incidents – March - 17.
- Least number of Medical Incidents – April - 73.

Gilford Fire-Rescue



Incidents By Hour

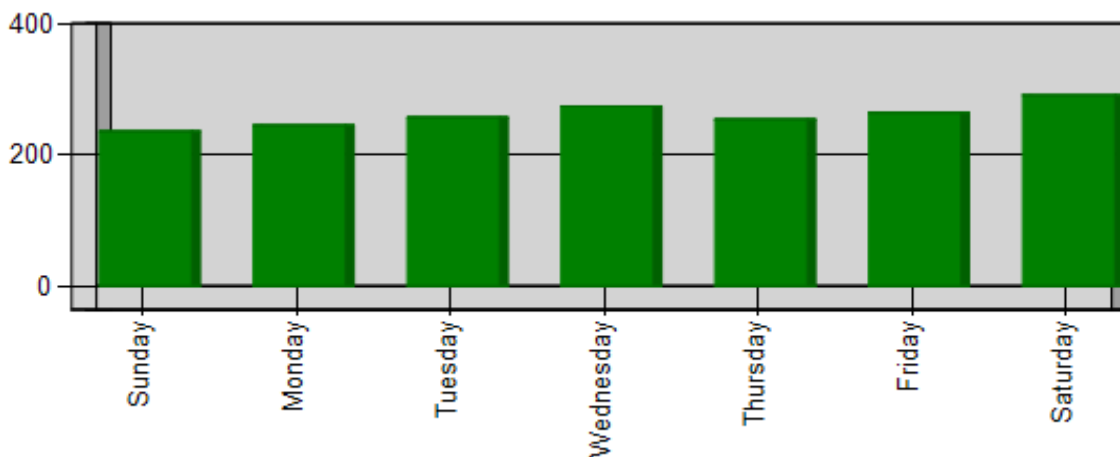


Hour	# of CALLS
00:00 - 00:59	30
01:00 - 01:59	26
02:00 - 02:59	32
03:00 - 03:59	13
04:00 - 04:59	26
05:00 - 05:59	28
06:00 - 06:59	44
07:00 - 07:59	75
08:00 - 08:59	71
09:00 - 09:59	105
10:00 - 10:59	109
11:00 - 11:59	110
12:00 - 12:59	105
13:00 - 13:59	121
14:00 - 14:59	118
15:00 - 15:59	100
16:00 - 16:59	132
17:00 - 17:59	125
18:00 - 18:59	93
19:00 - 19:59	95
20:00 - 20:59	84
21:00 - 21:59	77
22:00 - 22:59	55
23:00 - 23:59	47

Incidents By Hour, cont.

- Busiest from 9 am to 8 pm.
- Busiest hour – 4 pm to 5 pm – 132 incidents.
- Slowest from 8 pm to 9 am.
- Slowest hour – 3 am to 4 am – 13 incidents.

Incidents By Day of Week



DAY OF THE WEEK	# INCIDENTS
Sunday	236
Monday	245
Tuesday	257
Wednesday	274
Thursday	254
Friday	264
Saturday	291
TOTAL	1820



Incidents By Day of Week, Cont.

- Incidents this year occurred evenly throughout the week.
 - Saturday was the busiest – 291; followed by Wednesday - 274.
- Sundays were the slowest days – 236 (not much of a dropoff).

Incidents By Zone

ZONE	# INCIDENTS
801 - Village Area	343
802 - Gunstock Acres	209
803 - Glendale	75
804 – McIntyre Circle to Weirs Rd	537
805 - Governors IS to Weirs Rd	53
806 - W of By-Pass Gilford Ave	168
807 - S of Gilford Ave - Liberty Hill/Swain Rd	103
808 - Gilford Glen	35
809 - Cherry Valley Rd S/E to Alton T/L	32
810 - Scenic Dr/Lakeshore Rd/Ellacoya	107
811 - Lake Winnepesaukee	21
OUT - Response out of Gilford	138

TOTAL: 1820

- 793 Incidents occurred along the Route 11 (Lakeshore Road) corridor.
 - This area includes roads and occupancies along, or off of Rt 11 and north to the Laconia, Weirs line.
 - 47% of incidents in Gilford occur in those zones.
 - 53% of incidents (889) in Gilford occur in the greater Village, Rt 11A corridor area.
 - 8% are responses out of Gilford.

Life Safety Inspections

- 495 Fire Prevention Permits filed.
 - 5.7% increase over 2023 total permits.
- 986 inspections conducted (Commercial, Residential, Appliances, Occupancy, Assembly, Fuel Oil, LP Gas, Smoke Detectors, Residential Sprinklers, etc.) in 2023.
 - 361 LP Gas, 157 Commercial Safety, 45 Oil, 43 Residential Safety.
- 5.7% increase over 2023 totals. A 21.9% increase since 2020.



Mutual Aid Responses

TOWN	GIVEN
Alton	28
Belmont	3
Gilmanton	2
Laconia	88
Meredith	12
Tilton-Northfield	5
Moultonborough	4
Franklin	1
TOTAL	133
Mutual Aid Received	73

- Mutual Aid Given – Decrease of 18.9% from 2022.
- Mutual Aid Received – Decrease of 6.4% from 2022.





GILFORD FIRE-RESCUE ROSTER – 2023

Board of Fire Engineers

Engineer William Akerley, Chair
Engineer Jack Lyman
Engineer Ronald Skinner

Department Personnel

Chief Stephen Carrier, AEMT
Deputy Chief Bradley Ober, EMT

Lieutenant Jeff Madon, AEMT
Lieutenant Dion DeCarli, AEMT
Lieutenant Ryan Brown, AEMT
Lieutenant Adam Gravelle, AEMT
Firefighter Scott Mooney, AEMT
Firefighter Nate Lemay, AEMT
Firefighter Duncan Phillips, EMT-P
Firefighter Kim Remick, EMT-P
Firefighter Dustin Drew, AEMT
FF Alex Simoneau, EMT
FF Bryan Fenn, AEMT
FF Lachlan Plache, AEMT
FF Nathan Landry, EMT-P
FF Tyler Emond, AEMT
FF Tobias Warner, AEMT
FF Brandon Flanagan, EMT





Firefighter Rick Andrews, AEMT
Firefighter Michael Balcom, EMT-P
Firefighter Martin Barrett, EMT
Firefighter Robert Caroulo, AEMT
Firefighter Scott Davis, AEMT
Firefighter William Donahue, EMT
Firefighter Roger Horton
Firefighter David Jude, AEMT
Firefighter Steven Langevin, EMT-P
EMT Rae Mello-Andrews, EMT-P
EMT Taylor Possel, AEMT
Firefighter Ron Skinner
Firefighter Nichole Soucy, AEMT
Firefighter Jordan Stopyra
Firefighter Gary Wilson

Executive Secretary Charlene Boulanger

Community. Safety. and Professional Service

